

Tools required. Phillips head screwdriver PH3, drill, 3mm and 6mm drill bits, hammer and centre punch

1 Deciding on backset

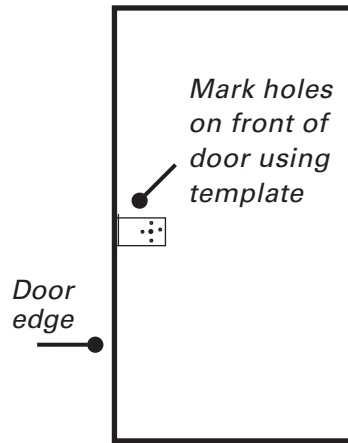
(Backset is the distance between the centre of the lever handles back plate to the edge of the door)

Normally 60mm backset is used for knobs

70mm backset is used for handles

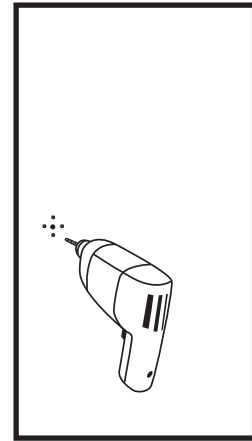
2 Mark position on door

Hold template over edge using either 60mm or 70mm backset

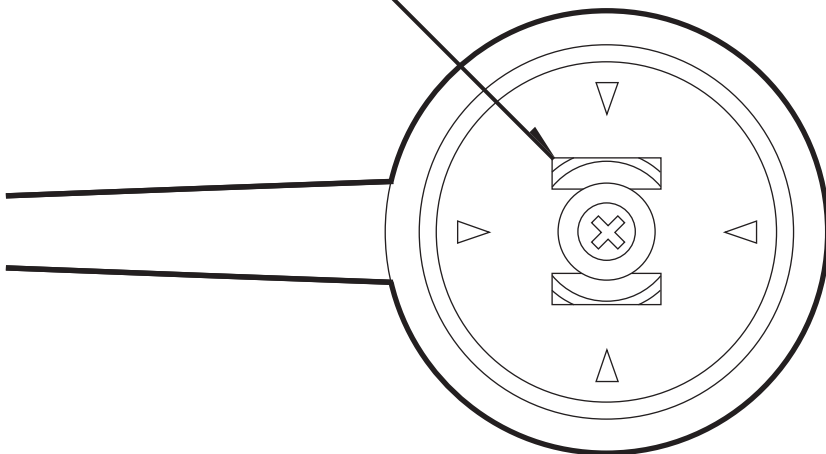


3 Drill door


1 x 6mm through door
4 x 3mm into door face
(ONLY 4mm DEEP)



4 Correctly engage handle/knob to backplate



5 Fit handle/knob



Residential Door Hardware Warranty

Sylvan residential door hardware products are covered by the following warranty.

* 5 year mechanical.

* 3 year finish (see exclusions below).

Subject to the following conditions:

If a finish or mechanical defect occurs within the warranty period, simply return the product together with proof of purchase to the point of purchase. Upon receipt of defective product it will be either repaired or replaced free of charge. This warranty only applies to the original user of the product, and is non transferable.

The Sylvan residential door hardware warranty excludes the following:

Indirect or consequential loss or damage • Cost of removal and or replacement • Cost of freight and or travel time • Improper installation or failure to follow fitting instructions • Abuse or misuse of the product • Use of the product for the purpose which the product was not designed • Scratches from keys/rings, abrasions or deterioration due to use of paint, solvents or other chemicals • Use of the product in exposed coastal or geothermal conditions • The plated finishes of Polish Brass and Black Nickel are classified as soft finishes. As deterioration is possible under some climatic conditions, these finishes are excluded from this warranty.